


dal 1968



SCAMBIATORI - BOLLITORI - SERBATOI



TAH-X - TA-X



STAINLESS STEEL 316L DHW STORAGE TANK

Pickled and passivated Stainless Steel 316L storage tanks for DHW storage guaranting High quality and reliability over time.


Designed to increase the availability of DHW heated through external energy sources, increase the thermal inertia and reduce the heat loss, thanks to the excellent insulation properties.

Available 200÷5000 litre, these tanks can also be manufactured in vertical-LOW and vertical EXTRA-LOW versions with reduced heights to allow them to be installed in low-roofs rooms or packed vertically to optimize loading space and prevent damage.

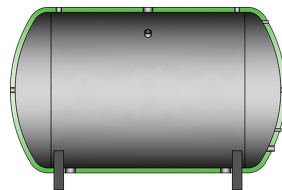
The possibility of selecting between various operating pressures (up to 10 bar) and the availability of external cladding PVC (for indoor installation only) or aluminium (indoor & outdoor installation) make this range easily adaptable to any type of installation.

The protection against galvanic currents is guaranteed by the excellent properties of Stainless Steel 316L and can be further improved by electronic anodes available upon request.

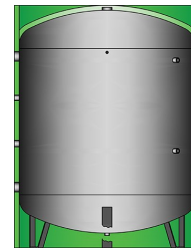
CONSTRUCTION



TAH-X | TA-X



TAH-OX | TA-OX



TAH-RX | TA-RX



TA-XX

TANK MATERIAL	Stainless Steel AISI 316L	Stainless Steel AISI 316L	Stainless Steel AISI 316L	Stainless Steel AISI 316L
INTERNAL SURFACE TREATMENT	Pickling and passivation	Pickling and passivation	Pickling and passivation	Pickling and passivation
EXTERNAL SURFACE TREATMENT	Pickling	Pickling	Pickling	Pickling
CAPACITY	200÷5000 L	200÷5000 L	1500÷5000 L	3000÷5000 L
VERSION	Vertical	Horizontal	Vertical LOW-height	Vertical EXTRA LOW height
CONNECTION TYPE	Threaded	Threaded	Threaded	Threaded
INSULATION 200÷500 L	Hard foam PU injected 50/55 mm	Hard foam PU injected 50/55 mm	—	—
INSULATION 800÷2000 L	PLFH (HD Polyester fibre) 100 mm	PLFH (HD Polyester fibre) 100 mm	PLFH (HD Polyester fibre) 100 mm	—
INSULATION 2500÷5000 L	PLF (Polyester fibre) 50 mm	PLF (Polyester fibre) 50 mm	PLF (Polyester fibre) 50 mm	PLF (Polyester fibre) 50 mm
CLADDING	<ul style="list-style-type: none"> • PVC Yellow RAL1023 • Aluminium 	<ul style="list-style-type: none"> • PVC Yellow RAL1023 • Aluminium 	<ul style="list-style-type: none"> • PVC Yellow RAL1023 • Aluminium 	<ul style="list-style-type: none"> • PVC Yellow RAL1023 • Aluminium
STANDARD ACCESSORIES	TEMPERATURE GAUGE	TEMPERATURE GAUGE	TEMPERATURE GAUGE	TEMPERATURE GAUGE

PRODUCT FICHE - Reg. 812/2013 supplementing Directive 2010/30/EU & Reg 814/2013 implementing Directive 2009/125/EC

		Capacity		200	300	500	800	1000	1500	2000
TAH-X	Energy class			B	B	C	C	C	C	C
	Standing loss	S	W	55	68	93	119	129	154	180
	Storage volume	V	Lt	191	293	502	788	912	1483	1991
TAH-OX	Energy class			B	B	C	C	C	C	C
	Standing loss	S	W	55	68	91	119	129	154	180
	Storage volume	V	Lt	190	293	486	788	912	1483	1991
TAH-RX	Energy class								C	C
	Standing loss	S	W						167	185
	Storage volume	V	Lt						1529	1973

WORKING CONDITIONS

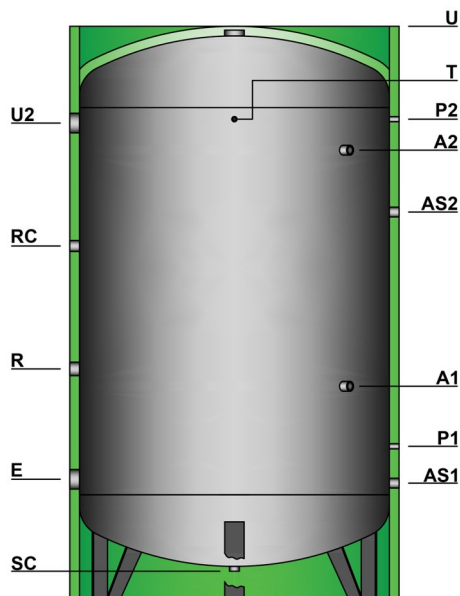
		Capacity		200	300	500	800	1000	1500	2000	2500	3000	4000	5000
Tank operating pressure	bar	ATM÷10	ATM÷10	ATM÷8	ATM÷8	ATM÷8	ATM÷8	ATM÷8	ATM÷8	ATM÷8	ATM÷8	ATM÷6	ATM÷6	ATM÷6
Tank operating temperature	°C	AMB÷99	AMB÷99	AMB÷99	AMB÷99	AMB÷99	AMB÷99	AMB÷99	AMB÷99	AMB÷99	AMB÷99	AMB÷99	AMB÷99	AMB÷99

REGULATORY COMPLIANCE

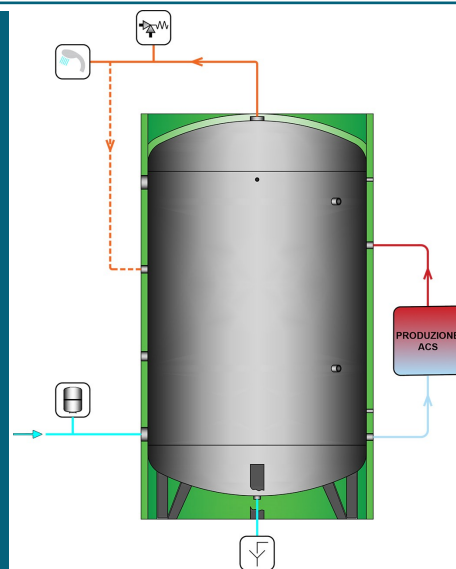
ErP - Reg. 812/2013 e Reg. 814/2013 | CE

European Pressure Equipment Directive PED 2014/68/UE | Sound Engineering Practice - excluded from CE marking - Art. 4.3

D.M. 174/04 | Suitable for contact with water for human consumption



INSTALLATION DIAGRAM



The proposed diagrams are purely by way of example.

GENERAL CHARACTERISTICS TAH-X | TA-X

	Capacity	200	300	500	800	1000	1500
DIMENSIONS							
Diameter without insulation	mm	450	550	650	800	800	1000
Diameter with insulation	mm	550	650	760	1000	1000	1200
Overall height	mm	1493	1534	1824	1950	2200	2245
Overturning height with without insulation	mm	1600 —	1670 —	1980 —	2120 1980	2320 2190	2415 2240

CONNECTIONS

E Cold water supply	mm Ø	353 1 1/2"	369 1 1/2"	384 1 1/2"	420 2"	420 2"	480 2 1/2"
U DHW return	mm Ø	1493 1 1/2"	1534 1 1/2"	1824 1 1/2"	1950 2"	2200 2"	2245 2 1/2"
U2 DHW return	mm Ø	—	—	—	—	—	—
RC Recirculation	mm Ø	1003 1 1/2"	1019 1 1/2"	1259 1 1/2"	1370 1 1/2"	1405 1 1/2"	1395 1 1/2"
R Immersion electric heater	mm Ø	773 2"	789 2"	804 2"	1010 2"	1010 2"	950 2"
P1 Sensor	mm Ø	473 1/2"	489 1/2"	504 1/2"	610 1/2"	610 1/2"	650 1/2"
P2 Sensor	mm Ø	1253 1/2"	1269 1/2"	1534 1/2"	1550 1/2"	1700 1/2"	1680 1/2"
T Temperature gauge	mm Ø	1253 1/2"	1269 1/2"	1534 1/2"	1550 1/2"	1800 1/2"	1840 1/2"
A1 Anode	mm Ø	853 1/2"	869 1/2"	884 1/2"	920 1/2"	920 1/2"	860 1/2"
A2 Anode	mm Ø	—	—	—	—	—	1680 1/2"
AS1 Spare	mm Ø	353 1 1/4"	369 1 1/4"	384 1 1/4"	420 1 1/4"	420 1 1/4"	450 1 1/4"
AS2 Spare	mm Ø	1153 1 1/4"	1169 1 1/4"	1184 1 1/4"	1220 1 1/4"	1820 1 1/4"	1850 1 1/4"
SC Drain	mm Ø	118 1 1/4"	109 1 1/4"	99 1 1/4"	95 1 1/4"	95 1 1/4"	155 1 1/4"

EMPTY WEIGHTS

Empty weight	kg	45	50	75	110	115	185
--------------	----	----	----	----	-----	-----	-----

	Capacity	2000	2500	3000	4000	5000
DIMENSIONS						
Diameter without insulation	mm	1200	1200	1250	1400	1600
Diameter with insulation	mm	1400	1300	1350	1500	1700
Overall height	mm	2184	2590	2790	2869	2960
Overturning height with without insulation	mm	2418 2216	2780 2660	2980 2860	3095 2945	3240 3060

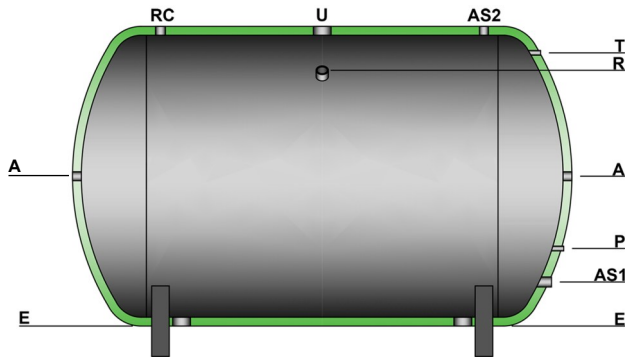
CONNECTIONS

E Cold water supply	mm Ø	504 2 1/2"	530 3"	525 3"	559 3"	620 3"
U DHW return	mm Ø	2184 2 1/2"	2590 3"	2790 3"	2869 3"	2960 3"
U2 DHW return	mm Ø	—	—	—	2399 3"	2460 3"
RC Recirculation	mm Ø	1319 1 1/2"	1645 1 1/2"	1730 1 1/2"	1764 1 1/2"	1825 1 1/2"
R Immersion electric heater	mm Ø	899 2"	1100 2"	1095 2"	1129 2"	1190 2"
P1 Sensor	mm Ø	649 1/2"	700 1/2"	695 1/2"	729 1/2"	790 1/2"
P2 Sensor	mm Ø	1714 1/2"	2190 1/2"	2385 1/2"	2419 1/2"	2480 1/2"
T Temperature gauge	mm Ø	1714 1/2"	2190 1/2"	2385 1/2"	2419 1/2"	2480 1/2"
A1 Anode	mm Ø	834 1/2"	1010 1/2"	1005 1/2"	1039 1/2"	1100 1/2"
A2 Anode	mm Ø	1554 1/2"	2030 1/2"	2225 1/2"	2259 1/2"	2320 1/2"
AS1 Spare	mm Ø	484 1 1/4"	510 1 1/4"	505 1 1/4"	539 1 1/4"	600 1 1/4"
AS2 Spare	mm Ø	1284 1 1/4"	1910 1 1/4"	1905 1 1/4"	1939 1 1/4"	2000 1 1/4"
SC Drain	mm Ø	134 1 1/4"	135 1 1/4"	125 1 1/4"	114 1 1/4"	145 1 1/4"

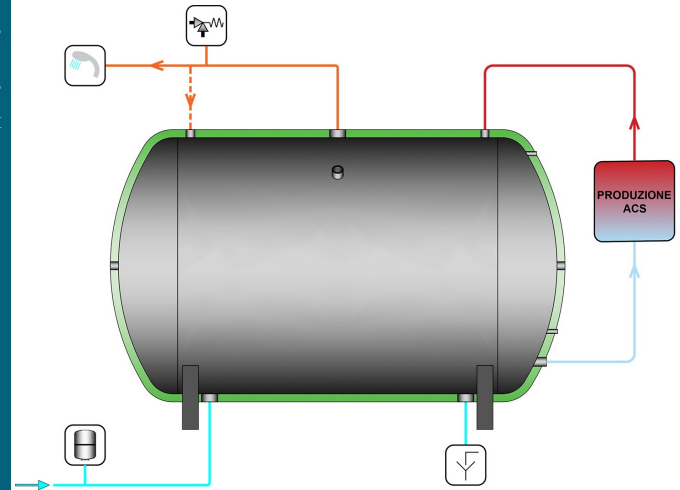
EMPTY WEIGHTS

Empty weight	kg	225	300	335	440	475
--------------	----	-----	-----	-----	-----	-----

N.B.: All the measurements of the connections are considered "from the ground" - The threads are female GAS type (unless otherwise specified). The products higher than 2200mm will be packaged horizontally. In this case, should the cladding be Aluminium type, it will come disassembled to avoid transportation damages.



INSTALLATION DIAGRAM



The proposed diagrams are purely by way of example.

GENERAL CHARACTERISTICS TAH-OX | TA-OX

	Capacity	200	300	500	800	1000	1500
DIMENSIONS							
Diameter without insulation	mm	450	550	650	800	800	1000
Diameter with insulation	mm	550	650	760	1000	1000	1200
Overall height	mm	656	755	855	1091	1091	1300
Overall length	mm	1400	1450	1750	1930	2180	2190

CONNECTIONS								
E	Cold water supply Drain	mm Ø	106 1"½	105 1"½	105 1"½	121 2"	121 2"	150 2"½
U	DHW return	mm Ø	656 1"½	755 1"½	855 1"½	1091 2"	1091 2"	1300 2"½
RC	Recirculation	mm Ø	656 1"½	755 1"½	855 1"½	1091 1"½	1091 1"½	1030 1"½
R	Immersion electric heater	mm Ø	575 2"	660 2"	745 2"	945 2"	945 2"	1120 2"
P	Sensor	mm Ø	486 ½"	548 ½"	398 ½"	441 ½"	441 ½"	490 ½"
T	Temperature gauge	mm Ø	576 ½"	655 ½"	727 ½"	931 ½"	931 ½"	1075 ½"
A	Anode	mm Ø	381 ½"	430 ½"	480 ½"	591 ½"	591 1"¼	700 ½"
AS1	Spare	mm Ø	231 1"½	230 1"½	248 1"½	291 1"½	291 1"½	300 1"½
AS2	Spare	mm Ø	656 1"¼	755 1"¼	855 1"¼	1091 1"¼	1091 1"¼	1030 1"¼

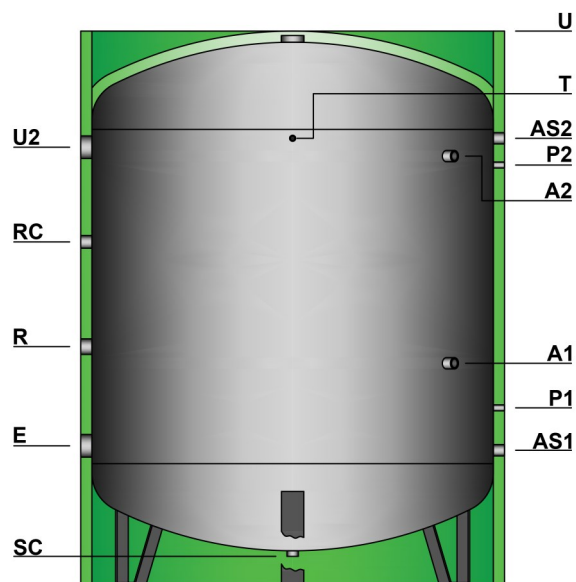
EMPTY WEIGHTS							
Empty weight	kg	45	50	75	110	115	185
Capacity							
		2000	2500	3000	4000	5000	

DIMENSIONS							
Diameter without insulation	mm	1200	1200	1250	1400	1600	
Diameter with insulation	mm	1400	1300	1350	1500	1700	
Overall height	mm	1488	1493	1540	1679	1872	
Overall length	mm	2130	2480	2690	2780	2840	

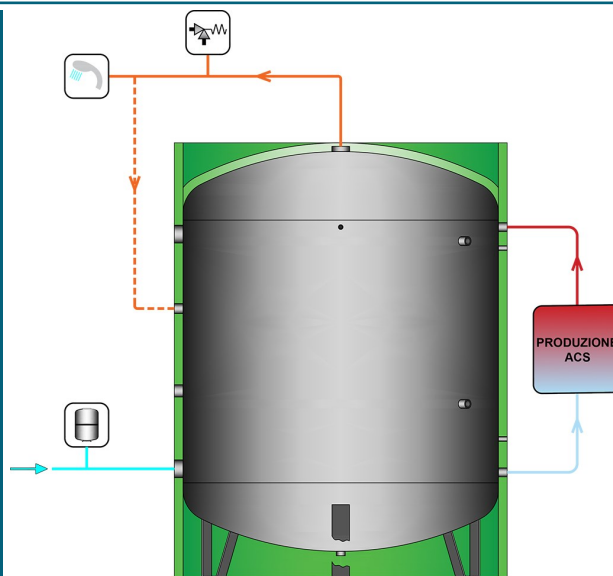
CONNECTIONS							
E	Cold water supply Drain	mm Ø	138 2"½	193 3"	190 3"	179 3"	172 3"
U	DHW return	mm Ø	1488 2"½	1493 3"	1540 3"	1679 3"	1872 3"
RC	Recirculation	mm Ø	1488 1"½	1493 1"½	1540 1"½	1679 1"½	1872 3"
R	Immersion electric heater	mm Ø	1283 2"	1303 2"	1342 2"	1459 2"	1623 2"
P	Sensor	mm Ø	528 ½"	583 ½"	605 ½"	619 ½"	612 ½"
T	Temperature gauge	mm Ø	1288 ½"	1343 ½"	1390 ½"	1529 ½"	1722 ½"
A	Anode	mm Ø	788 ½"	843 ½"	865 ½"	929 ½"	1022 ½"
AS1	Spare	mm Ø	338 1"½	393 1"½	415 1"½	429 1"½	422 1"½
AS2	Spare	mm Ø	1488 1"¼	1493 1"¼	1540 1"¼	1679 1"¼	1872 1"½

EMPTY WEIGHTS							
Empty weight	kg	225	300	385	440	475	

N.B.: All the measurements of the connections are considered "from the ground" - The threads are female GAS type (unless otherwise specified). The products higher than 2200mm will be packaged horizontally. In this case, should the cladding be Aluminium type, it will come disassembled to avoid transportation damages.



INSTALLATION DIAGRAM



The proposed diagrams are purely by way of example.

GENERAL CHARACTERISTICS TA-RX

	Capacity	1500	2000	2500	3000	4000	5000
DIMENSIONS							
Diameter without insulation	mm	1100	1250	1400	1400	1600	1800
Diameter with insulation	mm	1300	1450	1500	1500	1700	1900
Overall height	mm	2015	2019	2119	2369	2460	2483
Overturning height with without insulation	mm	2245 2055	2300 2075	2415 2245	2640 2475	2785 2590	2880 2645

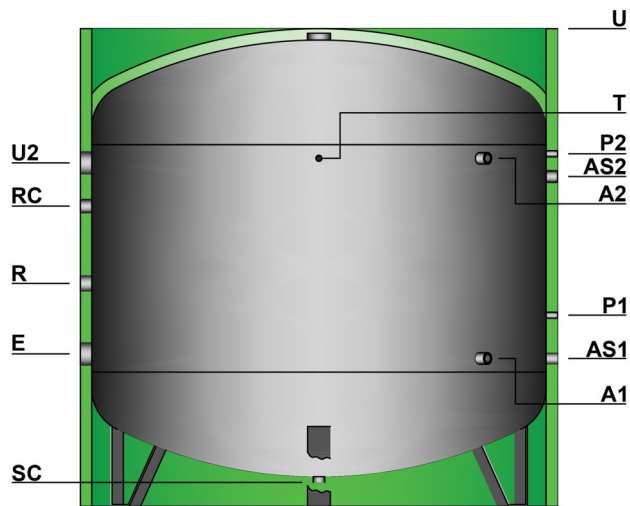
CONNECTIONS

E Cold water supply	mm Ø	485 2"½	504 2"½	559 3"	559 3"	620 3"	622 3"
U DHW return	mm Ø	2015 2"½	2019 2"½	2119 3"	2369 3"	2460 3"	2483 3"
U2 DHW return	mm Ø	—	—	—	—	1960 3"	1962 3"
RC Recirculation	mm Ø	1235 1"½	1219 1"½	1309 1"½	1474 1"½	1535 1"½	1537 1"½
R Immersion electric heater	mm Ø	800 2"	819 2"	874 2"	1004 2"	1065 2"	1067 2"
P1 Sensor	mm Ø	655 ½"	674 ½"	729 ½"	729 ½"	790 ½"	792 ½"
P2 Sensor	mm Ø	1595 ½"	1564 ½"	1669 ½"	1819 ½"	1880 ½"	1882 ½"
T Temperature gauge	mm Ø	1595 ½"	1564 ½"	1669 ½"	1939 ½"	2000 ½"	2002 ½"
A1 Anode	mm Ø	870 ½"	864 ½"	944 ½"	929 ½"	990 ½"	992 ½"
A2 Anode	mm Ø	1535 ½"	1504 ½"	1609 ½"	1819 ½"	1920 ½"	1922 ½"
AS1 Spare	mm Ø	465 1"¼	484 1"¼	539 1"¼	539 1"¼	600 1"¼	602 1"¼
AS2 Spare	mm Ø	1265 1"¼	1284 1"¼	1339 1"¼	1939 1"¼	2000 1"¼	2002 1"¼
SC Drain	mm Ø	120 1"¼	104 1"¼	114 1"¼	114 1"¼	145 1"¼	126 1"¼

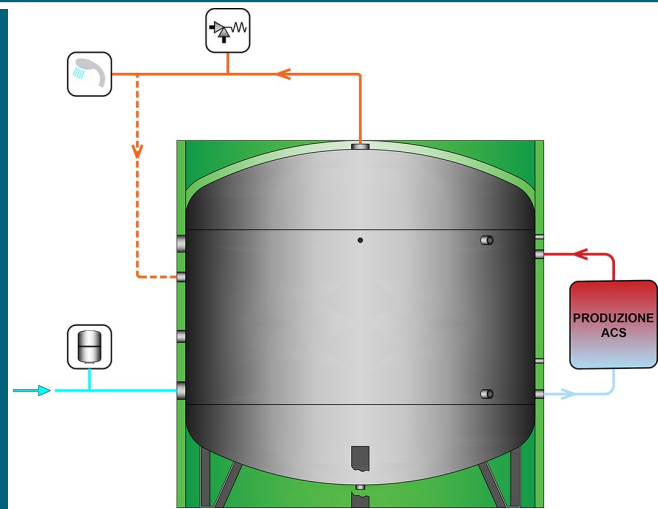
EMPTY WEIGHTS

Empty weight	kg	205	265	375	410	445	585
--------------	----	-----	-----	-----	-----	-----	-----

N.B.: All the measurements of the connections are considered "from the ground" - The threads are female GAS type (unless otherwise specified). The products higher than 2200mm will be packaged horizontally. In this case, should the cladding be Aluminium type, it will come disassembled to avoid transportation damages.



INSTALLATION DIAGRAM



The proposed diagrams are purely by way of example.

GENERAL CHARACTERISTICS TA-XX

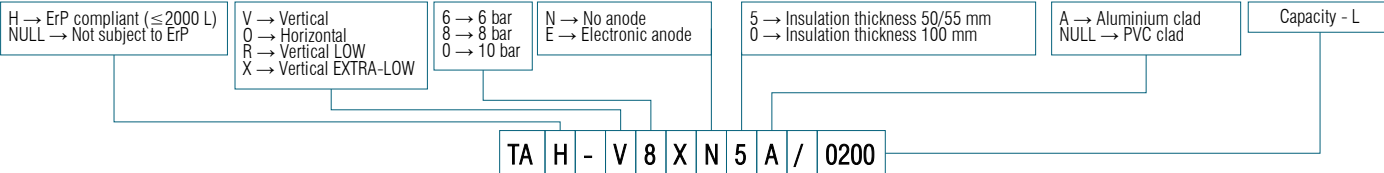
	Capacity	3000	4000	5000
DIMENSIONS				
Diameter without insulation	mm	1500	1700	2000
Diameter with insulation	mm	1600	1800	2100
Overall height	mm	2130	2190	2100
Overturning height with without insulation	mm	2460 2260	2585 2355	2635 2345
CONNECTIONS				
E Cold water supply	mm Ø	560 3"	590 3"	670 3"
U DHW return	mm Ø	2130 3"	2190 3"	2100 3"
U2 DHW return	mm Ø	1650 3"	1680 3"	1510 3"
RC Recirculation	mm Ø	1340 1"½	1370 1"½	1320 1"½
R Immersion electric heater	mm Ø	1030 2"	1060 2"	980 2"
P1 Sensor	mm Ø	730 ½"	760 ½"	840 ½"
P2 Sensor	mm Ø	1670 ½"	1700 ½"	1550 ½"
T Temperature gauge	mm Ø	1670 ½"	1700 ½"	1530 ½"
A1 Anode	mm Ø	540 ½"	570 ½"	650 ½"
A2 Anode	mm Ø	1590 ½"	1620 ½"	1530 ½"
AS1 Spare	mm Ø	540 1"¼	570 1"¼	650 1"¼
AS2 Spare	mm Ø	1340 1"¼	1370 1"¼	1450 1"¼
SC Drain	mm Ø	105 1"¼	105 1"¼	105 1"¼
EMPTY WEIGHTS				
Empty weight	kg	360	490	575



N.B.: All the measurements of the connections are considered "from the ground" - The threads are female GAS type (unless otherwise specified). The products higher than 2200mm will be packaged horizontally. In this case, should the cladding be Aluminium type, it will come disassembled to avoid transportation damages.





STAINLESS STEEL 316L DHW STORAGE TANK

HOW TO ORDER





ACCESSORIES & SPARE PARTS

ITEM

ITEM	PART NO.			
THERMOMETER Ø65 mm L=150 mm (0÷120)°C	TERMOMETRO-D65_L	THERMOMETER	PROBE SOCKET	THERMOSTAT
THERMOMETER Ø100 mm L=150 mm (0÷120)°C	TERMOMETRO-D100			
PROBE SOCKET Ø½" L=150 mm Ø _{int} 10 mm	POZZETTO_L			
THERMOSTAT Ø½" (0÷90)°C	TERMOSTATO			
TITANIUM ANODE for SS 316L tanks 200÷1000 L	ANODE_ARTHX1-150/400			
TITANIUM ANODE for SS 316L tanks 1500-5000 L	ANODE_ARTHX2-150/400			ELECTRONIC ANODE

1-PHASE & 3-PHASE IMMERSION ELECTRIC HEATER - STAINLESS STEEL 316L TUBES

Threaded plug 1.1/2" with brass adapter 1.1/2" to 2" | Aluminium box IP54 | V220/1-V240/1 or V400/3

Capacity	Capacity/L matching	Length	Volt	Plug type	2-THERMOSTAT Temperature regulation & overheating protection	PART NO.		
Watt	L	mm	mm	mm			1-PHASE	3-PHASE
2000	200 ÷ 5000	310	220/1	SHUKO		RES020-L310-6-M-BT		
3000	200 ÷ 5000	350	240/1			RES030-L350-6-M-BT		
5000	200 ÷ 5000	375	400/3	Not supplied		RES050-L375-6-T-BT		
6000	200 ÷ 5000	435				RES060-L435-6-T-BT		
9000	500 ÷ 5000	610				RES090-L610-6-T-BT		
10000	500 ÷ 5000	670				RES100-L670-6-T-BT		
12000	800 ÷ 5000	730				RES120-L727-6-T-BT		
15000	1500 ÷ 5000	870				RES150-L870-6-T-BT		

TAH-X - TA-X

PROTECTIVE TREATMENTS FOR STAINLESS STEEL TANKS

Pickling and passivation

DHW storage tanks made of Stainless Steel 316L are treated with full immersion pickling procedures and subsequent passivation to ensure the highest hygiene standards.

CATHODIC PROTECTION

The corrosion of a metal structure occurs mainly in areas in which there is the passage of current (oxidation-reduction process) from the structure towards the outside (water or gas) causing a dissolution of the structure itself.

Cathodic protection by means of electronic impressed current system.

As an alternative to the galvanic system (coupling of materials with different potentials) there is a protection method which consists in applying an equal and opposite continuous current to the metallic structure to be protected, neutralising the voltages formed inside the tank.

Thanks to the modern techniques there is an innovative electronic system of cathodic protection with continuous impressed current.

The main advantages are:

- active protection by means of impressed currents from the outside;
- excellent flexibility of operation in order to adhere to the changeable internal coating conditions and the mass of water;
- reduction of maintenance costs due to the permanent protection of the system.



INSULATIONS

Insulating material	Removable	Thickness	Density	Thermal conductivity coefficient at 45°C	Operating Temperature	Fire reaction class Euroclass EN13501-1
PLF Polyester fibre	✓	50 mm	20 kg/m ³	$\lambda = 0,037 \text{ W/mK}$	Amb. / +99°C	B-s2, d0
PLFH High Density Polyester fibre	✓	100 mm	25 kg/m ³	$\lambda = 0,034 \text{ W/mK}$	Amb. / +99°C	B-s2, d0
Hard foam Polyurethane injected	✗	50 ÷ 55 mm	40 ÷ 42 kg/m ³	$\lambda = 0,019 \text{ W/mK}$	-10°C / +99°C	F

PLFH / PLF – Polyester fibre

- 100% recyclable
- Environmental friendly
- Lightweight
- Self-supporting
- Fire-retardant
- Rot-proof
- Resistant to mould, bacteria or rodents
- Hypoallergenic
- Water repellent



The raw materials consist of polyester fibres and heat-bonded co-polyester fibres, coming mainly from the recycling of plastic bottles obtained from urban waste collection.

It does not contain substances harmful to humans, may be handled and installed in complete safety, does not release powder, is hypoallergenic and cannot be attacked by microorganisms, mould and insects.

PLFH/PLF is a heat insulating product considered environmentally sustainable, even though it is not of natural origin: it is in fact recyclable and the quantity of embodied energy necessary to obtain it is extremely low.

The composition of the polyester fibre makes it an insulating material with an extremely low heat dispersion and its characteristics remain unaltered over time as it is not affected by humidity and its compact, flexible and resistant original structure is not modified.

Thanks to its characteristics, PLFH/PLF is an insulating material with the highest performance characteristics, which allows the requirements set by the severest technical standards to be satisfied, guaranteeing the maximum environmental compatibility for its entire life cycle.

Hard foam Polyurethane

Thermal and anti-condensation insulation made of hard closed cell polyurethane foam (PU), free from CFC and HCFC.

It is available in various thickness and can be injected directly to the shell of the tank to prevent it from condensation and provide the lower thermal dispersion. For some sizes it is pre-formed into half-shells to ease the insulation removal in case the tank has to pass through narrow doors.

CLADDINGS

PVC

External cladding made of coloured PVC with hinge closing, suitable for installations in locations protected against adverse weather conditions. The standard colours of each product are indicated in their construction characteristics, but different colours can be requested for each model as shown in the following table.



ITEM

ITEM	PART NO.
PVC CLADDING YERLLOW RAL1023	COVER-RAL1023
PVC CLADDING OREANGE RAL2004	COVER-RAL2004
PVC CLADDING RED RAL3000	COVER-RAL3000
PVC CLADDING BLUE RAL5015	COVER-RAL5015
PVC CLADDING WHITE RAL9016	COVER-RAL9016
PVC CLADDING LIGHT GREY RAL7035	COVER-RAL7035
PVC CLADDING DARK GREY RAL7024	COVER-RAL7024
PVC CLADDING BLACK RAL9004	COVER-RAL9004

ALUMINIUM

External cladding made of embossed aluminium sheeting suitable also for outdoor installations. The insulations made with this type of cladding consist of panels joined together by means of rivets and extruded aluminium slats with an exclusive design, specifically designed to facilitate assembly even directly at the installation site.

The coverings and flange covers made of same material securely anchored to the insulation guarantee the same levels of quality in terms of duration and outside appearance and do not risk being damaged by the wind and adverse weather conditions.



www.pacetti.it



MADE IN ITALY

PACETTI S.r.l.

Via G. Marconi, 240/242

44122 - Ferrara - ITALY

Tel. +39 0532 774066

Fax +39 0532 773835

info@pacetti.it